

***NCEXTEND1* Web Application
Screenshots
2009-2010 School Year**

***NCEXTEND1* Web Application Updates for 2009-10 School Year**

The *NCEXTEND1* Web application may be accessed at the following location:
<https://data.ncsu.edu/ncextend1/>

This Web application is used when submitting information for individual students, including student scores, student access survey, anticipated grade and anticipated achievement levels, and teacher survey questions. The screenshots show users how the different screens should appear when submitting information using the system. This document has been prepared to familiarize users (LEAs and assessors) with the Web application prior to submission of student information.

Three new features have been added to the Web application for this school year.

- LEAs and/or assessors ***must*** request Braille editions of the *NCEXTEND1* assessments using the web application.
- Assessment history information from the previous school year may be imported into the current year if the student has remained in the same LEA.
- Assessment history information for students who have been retained may be entered into the Web application.

Screenshots that demonstrate these new features are located in this document.

The screenshots are arranged in the following sequence:

- 1) Login
- 2) Security Agreement
- 3) Main page(s)
- 4) Braille Accommodation
- 5) Assessment History
 - 3a) With Import
 - 3b) View/Edit
 - Add/Delete Repeated grade(s) and/or missing grade(s)
 - 3c) Without Import
- 6) Access Survey
- 7) Achievement Survey
- 8) Score Entry

If there are questions regarding submission of information, please refer to these screenshots. For other questions please contact the Regional Accountability Coordinator (RAC). For technical questions, please contact the help desk at ncdesk@ncsu.edu.

Screen 1: Login

All assessors and LEA users must have a user ID and password assigned to be able to submit and/or edit information in the *NCEXTEND1* Web application.

NCEXTEND1 *North Carolina Alternate Assessment System - North Carolina Testing Program*

<p>LOGIN</p> <p>USER ID: <input type="text"/></p> <p>PASSWORD: <input type="password"/></p> <p><input type="button" value="Login"/> <input type="button" value="Reset"/></p>	<p>Do Not Know Your Login/Password?</p> <p>Contact your LEA Test Coordinator or School Test Coordinator to obtain your user name and password to access this system.</p> <p>For technical issues or other questions contact the help desk at ncdesk@ncsu.edu or (919) 515-1320. Email communication is preferred. You may email or call and leave a message anytime. However, operating hours/days are 7:30 AM - 5:00 PM Monday-Friday, excluding holidays.</p>
---	---

Disclaimer: [Click Here to View Disclaimer](#)

[Contact Help Desk](#) [NCEXTEND1 Technical Specifications](#)

Screen 2: Security Agreement

All assessors must agree to the security agreement in order to submit and/or edit student information.

Security Agreement

To comply with test security requirements, you must acknowledge understanding and compliance with copyright and North Carolina rules and regulations regarding testing. Review and complete the form below to continue. If any information presented below is not correct or you do not understand or do not wish to comply with these rules, terminate this session now.

Terminate

- 1) Identity: I am *Test Teacher* and I work at *RAC 1 Demo School*.
- 2) I have read, understand, and comply with the *North Carolina Testing Code of Ethics* ([link to Testing Code of Ethics on http://www.ncpublicschools.org/](http://www.ncpublicschools.org/)).
- 3) I understand that I am NOT to hand copy, memorize, discuss, or paraphrase any other information, I am presented with for testing or review purposes.
- 4) I understand that I must NOT share my user name and password with anyone. In the event that access information is lost or access rights may be compromised, I agree to immediately notify *NCEXTEND1* HelpDesk.
- 5) Before entering student information into the *NCEXTEND1* system, please ensure that each student is eligible for the *NCEXTEND1* assessment based upon the specific eligibility requirements as published in the *NCEXTEND1* Administrative Guide and found online at:
[Eligibility Criteria\(pdf\)](#)

I agree

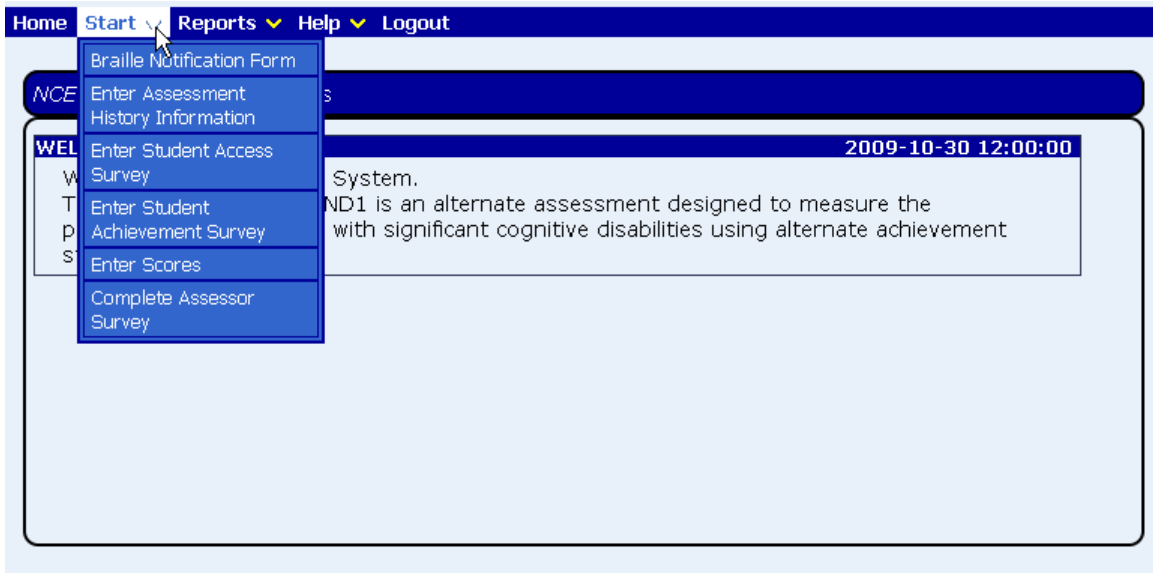
Screen 3-1: Main Screen

This is the first screen that appears after login.

The screenshot displays the main interface of the NCEXTEND1 system. At the top, a dark blue header contains the text "NCEXTEND1" in white, followed by "North Carolina Alternate Assessment System - North Carolina Testing Program" in a smaller white font. Below this, the user's role "Test Teacher" and "Assessor 1" are displayed in a light blue area. A navigation bar with a dark blue background contains the links "Home", "Start", "Reports", "Help", and "Logout", each with a small downward arrow. The main content area features a rounded rectangular box with a dark blue header that reads "NCEXTEND1 - System News". Inside this box, a "WELCOME" message is shown, dated "2009-10-30 12:00:00". The message text reads: "Welcome to NCEXTEND1 System. The North Carolina EXTEND1 is an alternate assessment designed to measure the performance of students with significant cognitive disabilities using alternate achievement standards."

Screen 3-2: Main Screen 2

This screen shows the options that are available within the system.



To submit a request for a Brailled edition of the *NCEXTENDI* assessments, LEAs and/or assessors should click on Braille Notification Form.

Screen 4-1: Braille Notification Student Selection Screen

This screen shows the student names for the assessor and/or LEA. The assessor and/or LEA selects the appropriate student to proceed to the next screen.

Home Start ▾ Reports ▾ Help ▾ Logout

Braille Notification - RAC 1 Demo School

NCEXTE	Type	Student Name	Grade	Action	Status
25202	Regular	Sample Student_a	8	<input type="button" value="Submit"/>	
25203	Regular	Sample Student_b	6	<input type="button" value="Submit"/>	
25204	Regular	Sample Student_c	4	<input type="button" value="Submit"/>	
25205	Regular	Sample Student_f	10	<input type="button" value="Submit"/>	

Number 4

Screen 4-2: Braille Notification Form

The assessor and/or LEA selects “yes” to submit a request for a Braille edition of the *NCEXTEND1* assessments. It is recommended that LEAs identify students who might need Braille editions as soon as the *NCEXTEND1* Web application is opened. This will ensure that there will be adequate time to create Braille materials to be received in time for test administrations.

Please note: For any additional accommodations which are not on the approved listing of accommodations as described in the Testing Students with Disabilities document and the *NCEXTEND1* administrative guide, assessors must contact their LEAs to submit an accommodation request form.

Braille Notification Form

Student Name: Sample Student_b	NCEXTEND1_ID: 25203
Assigned ID: 919dem222	Grade: 6
School Name: RAC 1 Demo School	LEA School Code: 999022

(optional) * **Scheduled Test Date (mm/dd/yyyy):**

Does this student require a Braille edition of the *NCEXTEND1* assessment?

Yes
 No

Please note: Each *NCEXTEND1* assessment will be available in **CONTRACTED** Braille only. Shipment will include all assessment materials for the student's grade. For example, an order for grade 3 *NCEXTEND1* materials will include student assessment booklets, selection booklets, and manipulative cards for reading and mathematics.

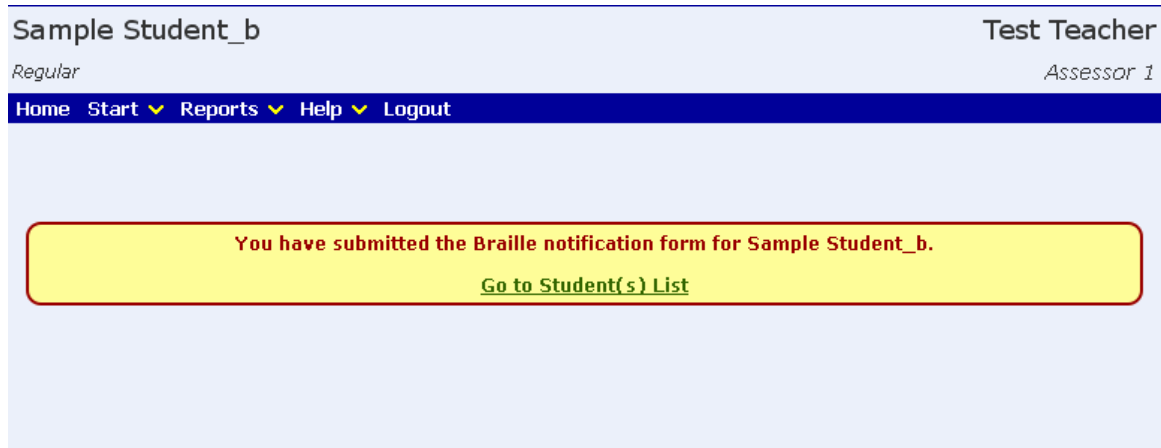
The Accommodation Notification Form is to be used in rare cases when an IEP team or Section 504 committee determines that a student needs a testing accommodation other than those specifically described in the Testing Students with Disabilities publication and the *NCEXTEND1* Administrative Guide. This form must be received by the NCDPI within 30 days of the IEP Team or Section 504 Committee decision or at least 3 weeks prior to the test administration, whichever occurs first. School staff must contact the LEA test coordinator for additional information and procedures.

* Not a required field.

Please note that this screen reminds assessors and/or LEAs that all *NCEXTEND1* assessments will be available in **CONTRACTED** Braille only. Each shipment will include all assessment materials for the student's grade. For example, an order for grade 3 *NCEXTEND1* materials will include student assessment booklets, selection booklets, and manipulative cards for reading and mathematics.

Screen 4-3: Braille Notification Confirmation

Once the Braille edition has been requested and confirmed, this completion screen should appear allowing assessors and/or LEAs to return to the student listings.



The screenshot displays a web interface with a light blue background. At the top, there is a header bar with a white background. On the left side of the header, the text "Sample Student_b" is displayed in a bold black font, with "Regular" in a smaller, italicized font below it. On the right side of the header, the text "Test Teacher" is displayed in a bold black font, with "Assessor 1" in a smaller, italicized font below it. Below the header is a dark blue navigation bar containing the following links: "Home", "Start" with a downward arrow, "Reports" with a downward arrow, "Help" with a downward arrow, and "Logout". The main content area features a yellow rounded rectangular box with a dark red border. Inside this box, the text "You have submitted the Braille notification form for Sample Student_b." is centered in a bold black font. Below this text, the link "Go to Student(s) List" is centered in a green, underlined font.

Screen 4-4: Student Screen after Braille request submission

This screen should appear showing a “view/edit” button for those students who will need a Braille edition.

Home Start ▾ Reports ▾ Help ▾ Logout

Accomodation Form(s) - RAC 1 Demo School

NCEXTE	Type	Student Name	Grade	Action	Status
25202	Regular	Sample Student_a	8	Submit	
25203	Regular	Sample Student_b	6	Submit	
25204	Regular	Sample Student_c	4	View/Edit	
25205	Regular	Sample Student_f	10	Submit	

Number 4

Back

Screen 5-1: Audit Monitoring Notification

This notifies assessors and/or LEAs that the NCDPI will continue to conduct data audits and monitoring of the *NCEXTEND1* assessments. This screen appears prior to completion of student assessment histories.

***NCEXTEND1* Assessment Audits/Monitoring**

- The NCDPI will conduct data audits/monitoring prior to and after the administration of the assessments. The purposes of the data audits/monitoring are to:
 1. fulfill the No Child Left Behind monitoring requirements,
 2. ensure that students taking the *NCEXTEND1* assessments meet the specific eligibility criteria,
 3. validate students' assessment histories, and
 4. monitoring participation and performance data.The auditing/monitoring of *NCEXTEND1* participation and performance data ensures that the integrity of the assessment process is maintained and that the validity of the test scores is defensible.
- The NCDPI will analyze students' participation and performance data after the administration of the *NCEXTEND1* assessments. The NCDPI will audit/monitor schools in which the data indicate a higher than usual number of students assessed using the *NCEXTEND1* or schools whose performance or participation after a statistical analysis appear to be significantly higher than what was typical statewide. Outliers, in terms of performance and/or participation, will be thoroughly reviewed. Students who are found to be ineligible for *NCEXTEND1* participation or whose scores are determined to be invalid will be removed from the end-of-year NCDPI Accountability database.

For the 2009-10 school year, when completing the Student Assessment History, there is an option to import assessment history data for those students who participated in the assessment during the 2008-09 school year. This feature is only available for students who were assessed with *NCEXTEND1* last year, and who remained in the same LEA. If a student was assessed with the *NCEXTEND1* last year, but the student moved to a different LEA, that information will have to be inputted manually.

Additionally, assessors may add rows to report scores for those students who were retained in a grade. Screens 5-2 through 5-14 show these processes.

Screen 5-2: Assessment History Student Listing

This shows the students whose assessment histories have not been completed.

Enter Assessment History profile - RAC 1 Demo School

NCEXTEND	Type	Student Name	Grade	Subject	Status
25202	Regular	Sample Student_a	8	ENTER:Mathematics	NOT COMPLETE
25202	Regular	Sample Student_a	8	ENTER:Reading	NOT COMPLETE
25202	Regular	Sample Student_a	8	Science	NOT REQUIRED.
25203	Regular	Sample Student_b	6	ENTER:Mathematics	NOT COMPLETE
25203	Regular	Sample Student_b	6	ENTER:Reading	NOT COMPLETE
25204	Regular	Sample Student_c	4	ENTER:Mathematics	NOT COMPLETE
25204	Regular	Sample Student_c	4	ENTER:Reading	NOT COMPLETE
25204	Regular	Sample Student_c	4	Writing	NOT REQUIRED.
25205	Regular	Sample Student_f	10	ENTER:Writing	NOT COMPLETE

Number of: 9

< [Progress Bar] >

Back

Screen 5-3: Assessment History Grid: Import Request

When the assessor clicks on the student name to complete the assessment history, this screen will appear to allow the assessor to import the assessment history information from the 2008-09 school year.

Enter Assessment History profile - RAC 1 Demo School

NCEXTEND	Type	Student Name	Grade	Subject	Status
25202	Regular	Sample Student_a	8	ENTER:Mathematics	NOT COMPLETE
25202	Regular	Sample Student_a	8	ENTER:Reading	NOT COMPLETE
25202	Regular	Sample Student_a	8	Science	NOT REQUIRED.
25203	R				
25204	R				
25204	R				
25204	R				
25205	R				

The page at <https://data5.ncsu.edu> says:

(If available) Do you want to import previous year's assessment history information? If YES, click on 'OK'. Otherwise, Click on 'CANCEL' to display a blank Assessment History form.

OK Cancel

Number of: 9

Back

Screen 5-4: Assessment History Import

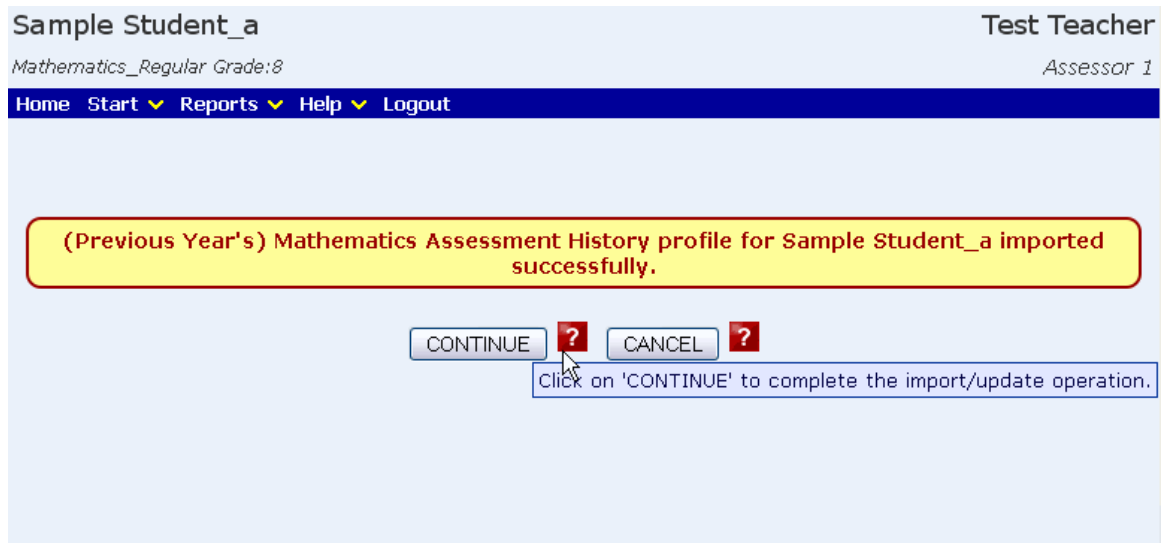
This screen shows that the information was imported from last year and allows the assessor to review, if needed.

(Previous year) Assessment History Profile - Mathematics_Regular									
Complete the table below with the student's assessment history up to the grade in which the student is presently assigned. One assessment with earned achievement level should be marked for each grade.									
Grade	Participation (Mark one assessment)						Achievement Level	Score Not Available	Exempted
	Standard Administration with/out accomodations	NCCLAS	NCAAAAI	NCAAAI - Assessed Grade Level	NCEXTEND2	NCAAP/ NCEXTEND1			
Grade 3 Pretest	<input checked="" type="radio"/>	<input type="radio"/>	<input type="radio"/>	<input type="text" value="1"/>	<input type="radio"/>	<input type="radio"/>	<input type="text" value="1"/>	<input type="radio"/>	<input type="radio"/>
Grade 3	<input checked="" type="radio"/>	<input type="radio"/>	<input type="radio"/>	<input type="text" value="1"/>	<input type="radio"/>	<input type="radio"/>	<input type="text" value="1"/>	<input type="radio"/>	<input type="radio"/>
Grade 4	<input checked="" type="radio"/>	<input type="radio"/>	<input type="radio"/>	<input type="text" value="1"/>	<input type="radio"/>	<input type="radio"/>	<input type="text" value="1"/>	<input type="radio"/>	<input type="radio"/>
Grade 5	<input checked="" type="radio"/>	<input type="radio"/>	<input type="radio"/>	<input type="text" value="1"/>	<input type="radio"/>	<input type="radio"/>	<input type="text" value="1"/>	<input type="radio"/>	<input type="radio"/>
Grade 6	<input type="radio"/>	<input type="radio"/>	<input type="radio"/>	<input type="text" value="1"/>	<input type="radio"/>	<input type="radio"/>	<input type="text" value="1"/>	<input type="radio"/>	<input checked="" type="radio"/>
Grade 7	<input type="radio"/>	<input type="radio"/>	<input type="radio"/>	<input type="text" value="1"/>	<input type="radio"/>	<input type="radio"/>	<input type="text" value="1"/>	<input checked="" type="radio"/>	<input type="radio"/>
Grade 8	<input type="radio"/>	<input type="radio"/>	<input type="radio"/>	<input type="text" value="1"/>	<input type="radio"/>	<input type="radio"/>	<input type="text" value="1"/>	<input type="radio"/>	<input checked="" type="radio"/>

Screen 5-5: Import Successful Message

This screen shows that the import of data was successful. Assessors must click continue to complete the import/update operation.

If the student was not in the *NCEXTENDI* assessment last year and/or the student moved to a different LEA, different screens would appear and are shown in screens 5-11 through 5-14.



Screen 5-6: Assessment History Review Screen

This screen provides a final view of imported assessment history.

Assessment History Profile - Mathematics_Regular									
Complete the table below with the student's assessment history up to the grade in which the student is presently assigned. One assessment with earned achievement level should be marked for each grade.									
Grade	Participation (Mark one assessment)						Achievement Level	Score Not Available	Exempted
	Standard Administration with/out accomodations	NCCLAS	NCAAAI	NCAAAI - Assessed Grade Level	NCEXTEND2	NCAAP/NCEXTEND1			
Grade 3 Pretest	<input checked="" type="radio"/>	<input type="radio"/>	<input type="radio"/>	<input type="text" value="1"/>	<input type="radio"/>	<input type="radio"/>	<input type="text" value="1"/>	<input type="radio"/>	<input type="radio"/>
Grade 3	<input checked="" type="radio"/>	<input type="radio"/>	<input type="radio"/>	<input type="text" value="1"/>	<input type="radio"/>	<input type="radio"/>	<input type="text" value="1"/>	<input type="radio"/>	<input type="radio"/>
Grade 4	<input checked="" type="radio"/>	<input type="radio"/>	<input type="radio"/>	<input type="text" value="1"/>	<input type="radio"/>	<input type="radio"/>	<input type="text" value="1"/>	<input type="radio"/>	<input type="radio"/>
Grade 5	<input checked="" type="radio"/>	<input type="radio"/>	<input type="radio"/>	<input type="text" value="1"/>	<input type="radio"/>	<input type="radio"/>	<input type="text" value="1"/>	<input type="radio"/>	<input type="radio"/>
Grade 6	<input type="radio"/>	<input type="radio"/>	<input type="radio"/>	<input type="text" value="1"/>	<input type="radio"/>	<input type="radio"/>	<input type="text" value="1"/>	<input type="radio"/>	<input checked="" type="radio"/>
Grade 7	<input type="radio"/>	<input type="radio"/>	<input type="radio"/>	<input type="text" value="1"/>	<input type="radio"/>	<input type="radio"/>	<input type="text" value="1"/>	<input checked="" type="radio"/>	<input type="radio"/>
Grade 8	<input type="radio"/>	<input type="radio"/>	<input type="radio"/>	<input type="text" value="1"/>	<input type="radio"/>	<input type="radio"/>	<input type="text" value="1"/>	<input type="radio"/>	<input checked="" type="radio"/>
Grade 10	<input type="radio"/>	<input type="radio"/>	<input type="radio"/>	<input type="text" value="1"/>	<input type="radio"/>	<input type="radio"/>	<input type="text" value="1"/>	<input type="radio"/>	<input type="radio"/>

+ Add (Grade) Row:

Complete the table below **only** if you need to add repeated grade(s) and/or missing grade(s) to the student's assessment history profile.

Grade 3 pretest	<input type="radio"/>	<input type="radio"/>	<input type="radio"/>	<input type="text" value="1"/>	<input type="radio"/>	<input type="radio"/>	<input type="text" value="1"/>	<input type="radio"/>	<input type="radio"/>
-----------------	-----------------------	-----------------------	-----------------------	--------------------------------	-----------------------	-----------------------	--------------------------------	-----------------------	-----------------------

Screen 5-7: Student Assessment History Import Complete

This shows that the process has been completed.

Sample Student_a Test Teacher
Mathematics_Regular Grade:8 *Assessor 1*

Home Start ▼ Reports ▼ Help ▼ Logout

Online Mathematics Assessment History profile for Sample Student_a has been updated.

[Go to Student\(s\) List](#)

Screen 5-8: Assessment History: Import Complete—Final View

Assessment History Profile - Mathematics_Regular									
<input type="button" value="Go To Students List"/> <input type="button" value="UPDATE/CHANGE"/>									
Grade	Participation (Mark one assessment)						Achievement Level	Score Not Available	Exempted
	Standard Administration with/out accomodations	NCCLAS	NCAAAI	NCAAAI - Assessed Grade Level	NCEXTEND2	NCAAP/ NCEXTEND1			
Grade 3 Pretest	<input checked="" type="checkbox"/>		NA	NA	NA		I		
Grade 3	<input checked="" type="checkbox"/>			NA			I		
Grade 4	<input checked="" type="checkbox"/>			NA			I		
Grade 5	<input checked="" type="checkbox"/>			NA			I		
Grade 6				NA					<input checked="" type="checkbox"/>
Grade 7				NA				<input checked="" type="checkbox"/>	
Grade 8				NA					<input checked="" type="checkbox"/>
Grade 10				NA		<input checked="" type="checkbox"/>	II		
<input type="button" value="Go To Students List"/> <input type="button" value="UPDATE/CHANGE"/>									

Screen 5-9: Assessment History: Adding a Row for Retentions

This shows how to add a row to include assessment history information for retentions.

Add (Grade) Row:

Complete the table below **only** if you need to add repeated grade(s) and/or missing grade(s) to the student's assessment history profile.

Grade 3 pretest	<input type="radio"/>	<input type="radio"/>	<input type="radio"/>		<input type="radio"/>	<input type="radio"/>		<input type="radio"/>	<input type="radio"/>
-----------------	-----------------------	-----------------------	-----------------------	--	-----------------------	-----------------------	--	-----------------------	-----------------------

ADD ROW ?

- Grade 3 pretest
- Grade 3
- Grade 4
- Grade 5
- Grade 6

Screen 5-10: Assessment History with a New Row Added

*New row added to Mathematics Assessment History profile for Sample Student_a.
Please click on 'UPDATE' to finish.*

Assessment History Profile - Mathematics_Regular

Complete the table below with the student's assessment history up to the grade in which the student is presently assigned. One assessment with earned achievement level should be marked for each grade.

Grade	Participation (Mark one assessment)						Achievement Level	Score Not Available	Exempted
	Standard Administration with/out accomodations	NCCLAS	NCAAAI	NCAAAI - Assessed Grade Level	NCEXTEND2	NCAAP/NCEXTEND1			
Grade 3 Pretest	<input checked="" type="radio"/>	<input type="radio"/>	<input type="radio"/>	<input type="text" value="I"/>	<input type="radio"/>	<input type="radio"/>	<input type="text" value="I"/>	<input type="radio"/>	<input type="radio"/>
Grade 3	<input checked="" type="radio"/>	<input type="radio"/>	<input type="radio"/>	<input type="text" value="I"/>	<input type="radio"/>	<input type="radio"/>	<input type="text" value="I"/>	<input type="radio"/>	<input type="radio"/>
Grade 4	<input checked="" type="radio"/>	<input type="radio"/>	<input type="radio"/>	<input type="text" value="I"/>	<input type="radio"/>	<input type="radio"/>	<input type="text" value="I"/>	<input type="radio"/>	<input type="radio"/>
Grade 5	<input checked="" type="radio"/>	<input type="radio"/>	<input type="radio"/>	<input type="text" value="I"/>	<input type="radio"/>	<input type="radio"/>	<input type="text" value="I"/>	<input type="radio"/>	<input type="radio"/>
Grade 6	<input type="radio"/>	<input type="radio"/>	<input type="radio"/>	<input type="text" value="I"/>	<input type="radio"/>	<input type="radio"/>	<input type="text" value="I"/>	<input type="radio"/>	<input checked="" type="radio"/>
Grade 7	<input type="radio"/>	<input type="radio"/>	<input type="radio"/>	<input type="text" value="I"/>	<input type="radio"/>	<input type="radio"/>	<input type="text" value="I"/>	<input checked="" type="radio"/>	<input type="radio"/>
Grade 8	<input type="radio"/>	<input type="radio"/>	<input type="radio"/>	<input type="text" value="I"/>	<input type="radio"/>	<input type="radio"/>	<input type="text" value="I"/>	<input type="radio"/>	<input checked="" type="radio"/>
Grade 8 X	<input type="radio"/>	<input type="radio"/>	<input type="radio"/>	<input type="text" value="I"/>	<input type="radio"/>	<input checked="" type="radio"/>	<input type="text" value="III"/>	<input type="radio"/>	<input type="radio"/>
Grade 10	<input type="radio"/>	<input type="radio"/>	<input type="radio"/>	<input type="text" value="I"/>	<input type="radio"/>	<input checked="" type="radio"/>	<input type="text" value="II"/>	<input type="radio"/>	<input type="radio"/>

?

 ?

+ Add (Grade) Row:

Complete the table below **only** if you need to add repeated grade(s) and/or missing grade(s) to the student's assessment history profile.

Grade 3 pretest	<input type="radio"/>	<input type="radio"/>	<input type="radio"/>	<input type="text" value="I"/>	<input type="radio"/>	<input type="radio"/>	<input type="text" value="I"/>	<input type="radio"/>	<input type="radio"/>
-----------------	-----------------------	-----------------------	-----------------------	--------------------------------	-----------------------	-----------------------	--------------------------------	-----------------------	-----------------------

?

Screen 5-11: Assessment History without Import of 2008-09 Data: First Screen

This is the beginning screen for students without an imported assessment history. The screen displays only those grades prior to the student’s current grade. In this screen, this student is currently in fourth grade.

Assessment History Profile - Mathematics_Regular									
Complete the table below with the student’s assessment history up to the grade in which the student is presently assigned. One assessment with earned achievement level should be marked for each grade.									
Grade	Participation (Mark one assessment)						Achievement Level	Score Not Available	Exempted
	Standard Administration with/out accommodations	NCCLAS	NCAAAI	NCAAAI - Assessed Grade Level	NCEXTEND2	NCAAP/NCEXTEND1			
Grade 3 Pretest	<input type="radio"/>	<input type="radio"/>	<input type="radio"/>	<input type="radio"/>	<input type="radio"/>	<input type="radio"/>	<input type="radio"/>	<input type="radio"/>	<input type="radio"/>
Grade 3	<input type="radio"/>	<input type="radio"/>	<input type="radio"/>	<input type="radio"/>	<input type="radio"/>	<input type="radio"/>	<input type="radio"/>	<input type="radio"/>	<input type="radio"/>

Screen 5-12: Assessment History: Completing without Import
 Assessor has completed Assessment History information.

Assessment History Profile - Mathematics_Regular									
Complete the table below with the student's assessment history up to the grade in which the student is presently assigned. One assessment with earned achievement level should be marked for each grade.									
Grade	Participation (Mark one assessment)						Achievement Level	Score Not Available	Exempted
	Standard Administration with/out accomodations	NCCLAS	NCAAAI	NCAAAI - Assessed Grade Level	NCEXTEND2	NCAAP/NCEXTEND1			
Grade 3 Pretest	<input type="radio"/>	<input type="radio"/>	<input type="radio"/>	<input type="radio"/>	<input type="radio"/>	<input type="radio"/>	I	<input checked="" type="radio"/>	<input type="radio"/>
Grade 3	<input type="radio"/>	<input type="radio"/>	<input type="radio"/>	<input type="radio"/>	<input type="radio"/>	<input checked="" type="radio"/>	III	<input type="radio"/>	<input type="radio"/>

Screen 5-13: Assessment History: Without Import-Confirmation Screen
 Assessor must confirm the information on the screen.

Assessment History Profile - Mathematics_Regular									
* Please review the information you entered and select 'Confirm' or 'Change' accordingly.									
Grade	Participation (Mark one assessment)						Achievement Level	Score Not Available	Exempted
	Standard Administration with/out accomodations	NCCLAS	NCAAAI	NCAAAI - Assessed Grade Level	NCEXTEND2	NCAAP/ NCEXTEND1			
Grade 3 Pretest			NA	NA	NA			<input checked="" type="checkbox"/>	
Grade 3				NA		<input checked="" type="checkbox"/>	III		
* Please review the information you entered and select 'Confirm' or 'Change' accordingly.									
<input type="button" value="Confirm"/> <input type="button" value="Change"/>									

Screen 5-14: Assessment History without Imported Data-Completion Screen
 The Assessment History process is complete.

Sample Student_c	Test Teacher
Mathematics_Regular Grade:4	Assessor 1
Home Start ▼ Reports ▼ Help ▼ Logout	
<div style="border: 2px solid red; border-radius: 15px; background-color: yellow; padding: 10px; margin: 0 auto; width: 80%;"> <p style="text-align: center; margin: 0;">Online Mathematics Assessment History profile for Sample Student_c completed.</p> <p style="text-align: center; margin: 0;">Go to Student(s) List</p> </div>	

Screen 6-1: Student Access Survey: Student List

This shows all students for an assessor and/or LEA for whom the Student Access Survey has not been completed.

Home Start ▾ Reports ▾ Help ▾ Logout

Enter Student Access Survey - RAC 1 Demo School

NCEXTEN	Type	Student Name	Grade	Access Survey	Status
25202	Regular	Sample Student_a	8	<input type="button" value="Enter"/>	NOT COMPLETE
25203	Regular	Sample Student_b	6	NA	Please complete Assessment History prior
25204	Regular	Sample Student_c	4	<input type="button" value="Enter"/>	NOT COMPLETE
25205	Regular	Sample Student_f	10	NA	Please complete Assessment History prior

Number of 4

Screen 6-2: Student Access Survey Questions: Complete for each student.

Student Access Survey

Within each category, select the statement that best describes the **highest** level of skill for each student.

Primary Communication Mode

- Uses symbolic language to communicate (e.g., verbal, sign language, print, pictures, Braille)
- Uses an informal communication system and may use limited symbolic language
- Communicates primarily through facial expressions, body movements, changes in muscle tone, cries, etc.
- No intentional communication (e.g., reflexive responses)

Reading

- Reads print or Braille independently with critical understanding (can make predictions, inferences, generalizations)
- Reads print or Braille independently with basic understanding (can answer "why" questions)
- Demonstrates literal understanding of text that is read, heard, or viewed (can answer factual questions from text using language or pictures)
- Identifies basic sight words and/or reads simple picture sentences
- Associates objects with text that is read, heard, or viewed
- Demonstrates awareness of text/Braille/pictures (e.g., follows text left-to-right and top-to-bottom, distinguishes letters from non-letters, turns pages, etc.)
- No observable awareness of text/Braille/pictures

Writing

- Creates a written genre-specific product, with or without the use of assistive technology, that includes appropriate focus, organization, support and elaboration, and conventions
- Creates multiple sentences using words, related to a topic
- Creates simple sentences using words and/or pictures
- Communicates an idea using print, pictures, or symbols that results in a permanent product
- Demonstrates awareness of writing (e.g., pencil-to-paper, assistive technology to produce a product, etc.)
- No observable ability to create a permanent product

Mathematics

- Applies conceptual procedures to solve real-life or multi-step word problems from a variety of contexts
- Solves computations and/or simple word problems
- Performs basic computations using manipulatives
- Distinguishes quantities (e.g., amount, more vs. less, etc.)
- Counts with a 1:1 correspondence
- Demonstrates awareness of numbers (i.e., number sense)
- No observable awareness of or use of numbers

SUBMIT

RESET

Screen 6-3: Student Access Survey Completion Confirmation

The Student Access Survey is complete.

Sample Student_a Test Teacher
Grade:8_Regular *Assessor 1*

Home Start ▾ Reports ▾ Help ▾ Logout

You have completed the access survey for Sample Student_a.

[Go to Student\(s\) List](#)

Screen 7-1: Student Achievement Survey: Student Listing

This shows all students for an assessor and/or LEA for whom the Student Achievement Level Survey has not been completed.

Enter Student Achievement Survey - RAC 1 Demo School

NCEXTE	Type	Student Name	Grade	Subject	Status	
25202	Regular	Sample Student_a	8	Mathematic	NOT COMPLETE	ENTER:Mathematics
25202	Regular	Sample Student_a	8	Reading	Please complete Assessment Hist	
25202	Regular	Sample Student_a	8	Science	NOT COMPLETE	ENTER:Science
25203	Regular	Sample Student_b	6	Mathematic	Please complete Assessment Hist	
25203	Regular	Sample Student_b	6	Reading	Please complete Assessment Hist	
25204	Regular	Sample Student_c	4	Mathematic	Please complete Assessment Hist	
25204	Regular	Sample Student_c	4	Reading	Please complete Assessment Hist	
25204	Regular	Sample Student_c	4	Writing	NOT COMPLETE	ENTER:Writing
25205	Regular	Sample Student_f	10	Writing	Please complete Assessment Hist	

Number 9

Screen 7-2: Achievement Level Survey: Anticipated Achievement Level Selection

This shows how to select the achievement level scores.

Achievement Survey	
Student Name: Sample Student_a Grade: 8	NCEXTEND1_ID: 25202 School Name: RAC 1 Demo School
Anticipated Student Achievement Level <i>Note for Anticipated Achievement Levels: Assessors are asked in the following section to determine the anticipated achievement levels for reading, mathematics, science, and writing (if applicable) for students participating in the NCEXTEND1. This is an important method of test validation. The NCDPI must validate the test to ensure that it measures student performance appropriately. The assessor's judgment of student achievement is compared to actual student performance as demonstrated through the NCEXTEND1. Assessors must use professional judgment to predict the student's achievement levels. Link to Achievement Levels Description(PDF)</i>	
Mathematics_Regular	
Choose Anticipated Achievement Level <input type="button" value="v"/>	Choose Anticipated Grade <input type="button" value="v"/>
<input type="button" value="SUBMIT"/>	

Screen 7-3: Achievement Level Survey: Anticipated Achievement -Confirmation

Sample Student_a Test Teacher
Mathematics_Regular *Assessor 1*

Home Start ▾ Reports ▾ Help ▾ Logout

You have completed the Achievement Survey for Sample Student_a.

[Go to Student\(s\) List](#)

Screen 7-4: Achievement Level Selection: Student Listings after Completion

Enter Student Achievement Survey - RAC 1 Demo School

NGEXTEI	Type	Student Name	Grade	Subject	Status	
25202	Regular	Sample Student_a	8	Mathematic	COMPLETE	
25202	Regular	Sample Student_a	8	Reading	Please complete Assessment Hist	
25202	Regular	Sample Student_a	8	Science	NOT COMPLETE	ENTER:Science
25203	Regular	Sample Student_b	6	Mathematic	Please complete Assessment Hist	
25203	Regular	Sample Student_b	6	Reading	Please complete Assessment Hist	
25204	Regular	Sample Student_c	4	Mathematic	Please complete Assessment Hist	
25204	Regular	Sample Student_c	4	Reading	Please complete Assessment Hist	
25204	Regular	Sample Student_c	4	Writing	NOT COMPLETE	ENTER:Writing
25205	Regular	Sample Student_f	10	Writing	Please complete Assessment Hist	

Number 9

Back

Screen 8-1: Student Score Submission: Student Listings and Status

This shows the list of students for an assessor and/or LEA and whether scores have been submitted.

Enter Scores - RAC 1 Demo School

NCEXT	Type	Student Name	Grade	Subject	Status	Role		
25202	Regular	Sample Student_a	8	Mathematics	Scores Not Entered.	1	NA	NA
25202	Regular	Sample Student_a	8	Reading	Please complete Assessment Hist	1	NA	NA
25202	Regular	Sample Student_a	8	Science	Please complete Achievement su	1	NA	NA
25203	Regular	Sample Student_b	6	Mathematics	Please complete Assessment Hist	1	NA	NA
25203	Regular	Sample Student_b	6	Reading	Please complete Assessment Hist	1	NA	NA
25204	Regular	Sample Student_c	4	Mathematics	Please complete Assessment Hist	1	NA	NA
25204	Regular	Sample Student_c	4	Reading	Please complete Assessment Hist	1	NA	NA
25204	Regular	Sample Student_c	4	Writing	Please complete Access Survey.	1	NA	NA
25205	Regular	Sample Student_f	10	Writing	Please complete Assessment Hist	1	NA	NA

Number 9

Back

Screen 8-2: Score Entry: Uses the same ratings sheet as in the assessment booklets.

Assessor Ratings Sheet - Mathematics_Regular			
Student Name:	Sample Student_a	Grade:	8
Assessor Name:	Test Teacher	Beginning Date:	11/12/2009 
<ul style="list-style-type: none"> Fill in Yes if student independently responds correctly. 		Assessor Comments	
		<input checked="" type="checkbox"/> Assessor 1	Assessor 2
<ul style="list-style-type: none"> Fill in No if student does not independently respond correctly. 		Assessors are to comment on item quality, clarity of language, alignment to the NCSCS Extended Content Standards, formatting and graphics quality, bias, and special accommodations made for a particular item.	
Item 1	<input checked="" type="radio"/> YES <input type="radio"/> NO	Enter comments (if any) about item 1 here.	
Item 2	<input type="radio"/> YES <input checked="" type="radio"/> NO	Enter comments (if any) about item 2 here.	
Item 3	<input checked="" type="radio"/> YES <input type="radio"/> NO	Enter comments (if any) about item 3 here.	
Item 4	<input type="radio"/> YES <input checked="" type="radio"/> NO	Enter comments (if any) about item 4 here.	
Item 5	<input checked="" type="radio"/> YES <input type="radio"/> NO	Enter comments (if any) about item 5 here.	
Item 6	<input type="radio"/> YES <input checked="" type="radio"/> NO	Enter comments (if any) about item 6 here.	
Item 7	<input checked="" type="radio"/> YES <input type="radio"/> NO	Enter comments (if any) about item 7 here.	
Item 8	<input type="radio"/> YES <input checked="" type="radio"/> NO	Enter comments (if any) about item 8 here.	
Item 9	<input checked="" type="radio"/> YES <input type="radio"/> NO	Enter comments (if any) about item 9 here.	
Item 10	<input type="radio"/> YES <input checked="" type="radio"/> NO	Enter comments (if any) about item 10 here.	
Item 11	<input checked="" type="radio"/> YES <input type="radio"/> NO	Enter comments (if any) about item 11 here.	
Item 12	<input type="radio"/> YES <input checked="" type="radio"/> NO	Enter comments (if any) about item 12 here.	
Item 13	<input checked="" type="radio"/> YES <input type="radio"/> NO	Enter comments (if any) about item 13 here.	
Item 14	<input type="radio"/> YES <input checked="" type="radio"/> NO	Enter comments (if any) about item 14 here.	
Item 15	<input checked="" type="radio"/> YES <input type="radio"/> NO	Enter comments (if any) about item 15 here.	
<p><i>I verify that this assessment is an accurate, valid, appropriate, complete, and true representation of the student's performance.</i></p>			
Assessor's Name:	Test Teacher	Assessor's Signature:	Date: 11-13-2009
Principal's Name:		Principal's Signature:	Date:
SUBMIT		RESET	

Screen 8-3: Score Editing: Verifying that you inputted the scores correctly.

NGEXTEND1 - Mathematics		
Assessor Ratings Sheet		
Student Name:	Sample Student_a	Grade: 8
Assessor Name:	Test Teacher	Beginning Date: 11/12/2009
<ul style="list-style-type: none"> Fill in Yes if student independently responds correctly. 	Assessor Comments	
	<input checked="" type="checkbox"/> Assessor 1	Assessor 2
<ul style="list-style-type: none"> Fill in No if student does not independently respond correctly. 	Assessors are to comment on item quality, clarity of language, alignment to the NCSCS Extended Content Standards, formatting and graphics quality, bias, and special accommodations made for a particular item.	
Item 1	<input checked="" type="radio"/> YES <input type="radio"/> NO	Sample comment text.
Item 2	<input type="radio"/> YES <input checked="" type="radio"/> NO	Not provided
Item 3	<input checked="" type="radio"/> YES <input type="radio"/> NO	Not provided
Item 4	<input type="radio"/> YES <input checked="" type="radio"/> NO	Not provided
Item 5	<input checked="" type="radio"/> YES <input type="radio"/> NO	Not provided
Item 6	<input type="radio"/> YES <input checked="" type="radio"/> NO	Not provided
Item 7	<input checked="" type="radio"/> YES <input type="radio"/> NO	Not provided
Item 8	<input type="radio"/> YES <input checked="" type="radio"/> NO	Not provided
Item 9	<input checked="" type="radio"/> YES <input type="radio"/> NO	Not provided
Item 10	<input type="radio"/> YES <input checked="" type="radio"/> NO	Not provided
Item 11	<input checked="" type="radio"/> YES <input type="radio"/> NO	Not provided
Item 12	<input type="radio"/> YES <input checked="" type="radio"/> NO	Not provided
Item 13	<input checked="" type="radio"/> YES <input type="radio"/> NO	Not provided
Item 14	<input type="radio"/> YES <input checked="" type="radio"/> NO	Not provided
Item 15	<input checked="" type="radio"/> YES <input type="radio"/> NO	Not provided
<p><i>I verify that this assessment is an accurate, valid, appropriate, complete, and true representation of the student's performance.</i></p>		
Assessor's Name:	Test Teacher	Assessor's Signature: Date: 11-13-2009
Principal's Name:		Principal's Signature: Date:
<input type="button" value="SUBMIT"/> <input type="button" value="RESET"/>		

Screen 8-4: Score Confirmation: Second time to verify scores before submitting.

Assessor Ratings Sheet - Mathematics			
Student Name: Sample Student_a		Grade: 8	
Assessor Name: Test Teacher		Beginning Date: 11/12/2009	
<ul style="list-style-type: none"> Fill in Yes if student independently responds correctly. 		Assessor Comments	
		<input checked="" type="checkbox"/> Assessor 1	<input type="checkbox"/> Assessor 2
<ul style="list-style-type: none"> Fill in No if student does not independently respond correctly. 		Assessors are to comment on item quality, clarity of language, alignment to the NCSCS Extended Content Standards, formatting and graphics quality, bias, and special accommodations made for a particular item.	
Item 1	<input checked="" type="checkbox"/> YES <input type="checkbox"/> No	Sample comment text.	
Item 2	<input type="checkbox"/> YES <input checked="" type="checkbox"/> No	Not provided	
Item 3	<input checked="" type="checkbox"/> YES <input type="checkbox"/> No	Not provided	
Item 4	<input type="checkbox"/> YES <input checked="" type="checkbox"/> No	Not provided	
Item 5	<input checked="" type="checkbox"/> YES <input type="checkbox"/> No	Not provided	
Item 6	<input type="checkbox"/> YES <input checked="" type="checkbox"/> No	Not provided	
Item 7	<input checked="" type="checkbox"/> YES <input type="checkbox"/> No	Not provided	
Item 8	<input type="checkbox"/> YES <input checked="" type="checkbox"/> No	Not provided	
Item 9	<input checked="" type="checkbox"/> YES <input type="checkbox"/> No	Not provided	
Item 10	<input type="checkbox"/> YES <input checked="" type="checkbox"/> No	Not provided	
Item 11	<input checked="" type="checkbox"/> YES <input type="checkbox"/> No	Not provided	
Item 12	<input type="checkbox"/> YES <input checked="" type="checkbox"/> No	Not provided	
Item 13	<input checked="" type="checkbox"/> YES <input type="checkbox"/> No	Not provided	
Item 14	<input type="checkbox"/> YES <input checked="" type="checkbox"/> No	Not provided	
Item 15	<input checked="" type="checkbox"/> YES <input type="checkbox"/> No	Not provided	
<p><i>I verify that this assessment is an accurate, valid, appropriate, complete, and true representation of the student's performance.</i></p>			
Assessor's Name: Test Teacher		Assessor's Signature: _____	
		Date: 11-13-2009	
Principal's Name: _____		Principal's Signature: _____	
		Date: _____	
<p>* Please review the information you entered and click on 'Confirm' or 'Change' accordingly. A 'PRINT' option will be made available to you on the student(s) listing page, once you confirm the information entered.</p>			
<input type="button" value="Confirm"/> <input type="button" value="Change"/>			

Screen 8-5: Score Completion

This shows that scores have been entered and you can return to the student list.

Sample Student_a Test Teacher
Mathematics_Regular *Assessor 1*

Home Start ▾ Reports ▾ Help ▾ Logout

You have Entered the scores for this student.

[Go to Student\(s\) List](#)

Screen 8-6: Student Listings after Score Completion

Enter Scores - RAC 1 Demo School

NCEXT	Type	Student Name	Grade	Subject	Status	Role		
25202	Regular	Sample Student_a	8	Mathematics	Assessor 1 Scores Entered.	1	View/Print	NA
25202	Regular	Sample Student_a	8	Reading	Please complete Assessment	1	NA	NA
25202	Regular	Sample Student_a	8	Science	Please complete Achievemen	1	NA	NA
25203	Regular	Sample Student_b	6	Mathematics	Please complete Assessment	1	NA	NA
25203	Regular	Sample Student_b	6	Reading	Please complete Assessment	1	NA	NA
25204	Regular	Sample Student_c	4	Mathematics	Please complete Assessment	1	NA	NA
25204	Regular	Sample Student_c	4	Reading	Please complete Assessment	1	NA	NA
25204	Regular	Sample Student_c	4	Writing	Please complete Access Surv	1	NA	NA
25205	Regular	Sample Student_f	10	Writing	Please complete Assessment	1	NA	NA

Number 9

Back